

Traction Software Presents

PDF Bookmark

[Introduction](#)

[Purchase Information](#)

[Full List of Features](#)

[XML Format](#)

[Limitations](#)

[What's New in This Version ?](#)

[Installation Guide \(Windows\)](#)

[Installation Guide \(Linux\)](#)

[Installation Guide \(Unix Aix\)](#)

[Installation Guide \(Macintosh OSX\)](#)

[Installation Guide \(SUN Sparc Solaris\)](#)

[Installation Guide \(HP-UX\)](#)

[Getting Started \(Windows\)](#)

[Getting Started \(Linux\)](#)

[Getting Started \(Unix Aix\)](#)

[Getting Started \(Macintosh OSX\)](#)

[Getting Started \(SUN Sparc Solaris\)](#)

[Getting Started \(HP-UX\)](#)

[Contact](#)

[License](#)

PDF Bookmark

Introduction

PDF Bookmark is a high performance server tool from Traction Software for Windows PC, Unix Aix, Linux & Macintosh OSX

NOTE: This Software does NOT require Acrobat, PDF Bookmark is designed for server usage.

PDF Bookmark software automates the process of extracting bookmarks from existing pdf's, applying bookmarks to pdf's and updating/adding bookmarks to pdf's, it can also do list of files processing. e.g. extract bookmarks from a pdf to XML then apply those to many other pdf's.

PDF Bookmark extract format is XML, this gives you more flexibility in changing, creating, reporting bookmarks from various other XML tools.

simple command line parameters:

e.g. PdfBookmark -itest.pdf -etest.xml (would extract the bookmarks from test.pdf to XML file test.xml)

e.g. PdfBookmark -itest.pdf -otest-out.pdf -xtest.xml (would apply all new bookmarks from XML file test.xml to test.pdf and create output pdf file test-out.pdf)

PdfBookmark -itest.pdf -otest-out.pdf -xtest.xml -update
(would add only new bookmarks from XML file test.xml to test.pdf and create output pdf file test-out.pdf)

e.g. pdfbookmark -ilist.txt -fc:\ -xtest.xml

list.txt file contains:-

in1.pdf

in2.pdf

in3.pdf

would apply XML file test.xml to all 3 files above output files in c:\

see full list of features for full list of parameters.

Evaluation Restrictions are:- unrestricted, *TRIAL* text is added to some random bookmark names.

PDF Bookmark

Purchase

PDF Bookmark can be purchased through a secure site on www.shareit.com to order please click a link below:-

NOTE: 1 license is required per installation & platform.

For server usage, all prices are **\$399.95** US Dollars per license, please click order links for volume prices.

Windows PC <http://www.shareit.com/product.html?productid=300454399>

Linux <http://www.shareit.com/product.html?productid=300454401>

Unix Aix <http://www.shareit.com/product.html?productid=300454411>

Macintosh OSX <http://www.shareit.com/product.html?productid=300454402>

SUN Sparc Solaris <http://www.shareit.com/product.html?productid=300454405>

HP-UX <http://www.shareit.com/product.html?productid=300454404>

For workstation/development usage, all prices are **\$249.95** US Dollars per license, please click order links for volume prices.

Windows PC <http://www.shareit.com/product.html?productid=300454400>

Linux <http://www.shareit.com/product.html?productid=300454408>

Unix Aix <http://www.shareit.com/product.html?productid=300454403>

Macintosh OSX <http://www.shareit.com/product.html?productid=300454407>

SUN Sparc Solaris <http://www.shareit.com/product.html?productid=300454406>

HP-UX <http://www.shareit.com/product.html?productid=300454409>

All licenses include free updates to 1.xx and free 24/7 email support.

This will ensure future development on this product as Traction Software have spent many hours of development & wish to continue development in the future.

Once ordered you will be given instructions on how to activate the product.

Shareit Information:-


Shareit will issue you with a Serial Number unique to you which will enable the software to be fully functional.

Any problems or suggestions then email Traction Software on: support@traction-software.co.uk

Q: *What kinds of payment do shareit accept? see: [shareit customer help for full details](#)*

A: Shareit can accept all kinds of payment. They take the following credit cards: Credit Card (Visa, MasterCard, American Express, Diners Club, and JCB), Maestro (only if issued in UK), Bank/Wire Transfer. Check, Cash, Invoice, PayPal, Konbini, IPS, WebMoney For high ticket items (over \$100) they can issue an invoice against a purchase order for payment by check or credit card.




Any problems or suggestions then email Traction Software on: support@traction-software.co.uk





-  A listing of easy to register software from around the world
-  Links to download evaluation, demos or shareware versions Easy online registration of most software
-  **Secure transactions** for Netscape, Firefox, Chrome, Safari, Opera and Internet Explorer users
-  Toll-free number for U.S. registrations: Dial +1 800 903 4152
-  Regular number for international registrations: Dial +1 952 646-5747
-  Fax Orders Dial +1 952 646-4552
-  European number: +49 221 31088-20, Fax: +49 221 31088-29
-  All major credit cards accepted
-  24 hour international access

How can I order through shareit customer service over the phone, post/mail or by fax?


Please note that online orders are processed automatically and therefore more quickly than orders placed by fax, e-mail, or phone, because processing is not dependent on our customer service center's business hours.

If you would still prefer to place an order using one of these options, please include the following information:

-  The product name and, if known, the specific product ID
-  The quantity you wish to order
-  The name the product license will be issued to

-  Your billing address and your delivery address, if different
-  Your phone number and your fax number, if available
-  The e-mail address to which the order confirmation and invoice should be sent, and your e-mail delivery address, if different
-  Your selected payment type and currency

If you include all of the required information, your order can be processed immediately by our customer service team.

 **Customer Service USA**
(Language: English)

share-it! - Digital River GmbH
c/o Digital River Inc.
9625 West 76th Street, Suite 150
Eden Prairie, MN 55344, USA


Phone: +1 952 646-5747 (for calls from outside the U.S.) or +1 800 903 4152 (for calls from inside the U.S.)
Fax: +1 952 646-4552

 **Customer Service Europe**
(Languages: German/ English/ French/ Italian/ Spanish/ Portuguese)


share-it! - Digital River GmbH
c/o Digital River Ireland Ltd.
Unit 153
Shannon Free Zone West
Shannon Co. Clare
Ireland

Phone: +49 221 31088-20
Fax: +49 221 31088-29

Shareit customer care center can be found here: <http://ccc.shareit.com/ccc/index.html>



PDF Bookmark List Of Features

 Supports Windows 95, 98, ME, NT4, Windows 2000, XP, 2003, Vista, Windows7, 2008, Unix AIX, Linux, Macintosh OSX

-Parameters:

-i<filename> input PDF file filename

-o<filename> output PDF file filename

-f<pdf output folder> destination folder, the source file title is used for output pdf file title

-x<xml input filename> input bookmark file

-e<bookmark xml output filename> output bookmark file

-update updates bookmark in pdf file from -x bookmark filename

Example usage:-

PdfBookmark -i<pdf input filename> -e<bookmark xml output filename>

for adding (remove all existing first):

PdfBookmark -i<pdf input filename> -o<pdf output filename> -x<xml input filename>

for updating:

PdfBookmark -i<pdf input filename> -o<pdf output filename> -x<xml input filename> -update

see examples folder for all parameters usage in test.bat

NOTE: first 2 parameters have to be -i -o or -i -f

If your filename has spaces in it then use double quotes around the filename, e.g. "c:\my test\test file.pdf"

Wildcards * are not permitted, if you want to process many files then do: dir /B *.pdf > list.txt, then PdfBookmark -ilist.txt -fc:\test

Unix

If your filename has spaces in it then use double quotes around the filename, e.g. `\"/home/pdf/files/test file.pdf\"`

Wildcards * are not permitted, if you want to process many files then do: `ls -1 *.pdf > list.txt`, then `./PdfBookmark -ilist.txt -ftest`











PDF Bookmark

XML Format

PDF Bookmark output's to an standard xml file when the -e parameter (extract) is used, below is a description of all the XML tags output and what is supported.

NOTE: Not all tags have to be specified.

-  <Bookmarks> Start of a new bookmarks xml file
-  <Bookmark> Start of a new bookmark
-  <Item> Bookmark item number (a Bookmark counter)
-  <Level> Numeric bookmark tree level, 0 is root
-  <Name> Bookmark name
-  <Color> Hex color e.g. 000000 e.g. FFFFFFFF
-  <Style> Can be "Plain" or "Bold" or "Italic" or "Bold & Italic"
-  <Action>
 - <Actionname> Action name (if any)
 - <Type> Can be either "Go to a page in this document" or "Go to a page in another document" or "Execute a menu item" or "Open weblink" or "Open a file"
 - <Page> Numerical page to jump to
 - <Destination> Can be either "XYZ" or "Fit" or "FitH" or "FitV" or "FitR" or "FitB" or "FitBH" or "FitBV"
 - <Zoom> Can be "Fit Page" or "Actual Size" or "Inherit Zoom" or "Fit Width" or "Fit Visible"
 - <Top> Numerical position from top
 - <Left> Numerical position from left
 - <Bottom> Numerical position from bottom
 - <Right> Numerical position from right
 - <Filename> pdf filename to open
 - <Uri> Weblink to open

<NewWindow> Can be "True" or "False"



<Insert> Bookmark is to be inserted



An example xml bookmark file:

```
<?xml version="1.0" encoding="Windows-1252" ?>
<Bookmarks>
  <Bookmark>
    <Item>1</Item>
    <Level>0</Level>
    <Name>Highlight File Format</Name>
    <Color>000000</Color>
    <Style>Plain</Style>
    <Action>
      <Type>Go to a page in this document</Type>
      <Page>1</Page>
      <Destination>XYZ</Destination>
      <Top>749</Top>
      <Left>156</Left>
    </Action>
  </Bookmark>
  <Bookmark>
    <Item>2</Item>
    <Level>0</Level>
    <Name>Contents</Name>
    <Color>000000</Color>
    <Style>Plain</Style>
    <Action>
      <Type>Go to a page in this document</Type>
      <Page>5</Page>
      <Destination>XYZ</Destination>
      <Top>736</Top>
      <Left>156</Left>
    </Action>
  </Bookmark>
</Bookmarks>
```

For characters like < and > in the text, these can be specified with encoding: %3C and %3E, Adobe Acrobat/Reader recognises these % signs and translates the 2 digit hex to the respective character, e.g.


<Name>%3CACCOUNT12345%3E</Name>

for open bracket (you can use &obr;

for close bracket) use &cbr;








Below is an ascii chart of all the codes. (use Hx)

Dec	Hx	Oct	Char	Dec	Hx	Oct	Html	Chr	Dec	Hx	Oct	Html	Chr	Dec	Hx	Oct	Html	Chr
0	0	000	NUL (null)	32	20	040	 	Space	64	40	100	@	@	96	60	140	`	`
1	1	001	SOH (start of heading)	33	21	041	!	!	65	41	101	A	A	97	61	141	a	a
2	2	002	STX (start of text)	34	22	042	"	"	66	42	102	B	B	98	62	142	b	b
3	3	003	ETX (end of text)	35	23	043	#	#	67	43	103	C	C	99	63	143	c	c
4	4	004	EOT (end of transmission)	36	24	044	$	\$	68	44	104	D	D	100	64	144	d	d
5	5	005	ENQ (enquiry)	37	25	045	%	%	69	45	105	E	E	101	65	145	e	e
6	6	006	ACK (acknowledge)	38	26	046	&	&	70	46	106	F	F	102	66	146	f	f
7	7	007	BEL (bell)	39	27	047	'	'	71	47	107	G	G	103	67	147	g	g
8	8	010	BS (backspace)	40	28	050	((72	48	110	H	H	104	68	150	h	h
9	9	011	TAB (horizontal tab)	41	29	051))	73	49	111	I	I	105	69	151	i	i
10	A	012	LF (NL line feed, new line)	42	2A	052	*	*	74	4A	112	J	J	106	6A	152	j	j
11	B	013	VT (vertical tab)	43	2B	053	+	+	75	4B	113	K	K	107	6B	153	k	k
12	C	014	FF (NP form feed, new page)	44	2C	054	,	,	76	4C	114	L	L	108	6C	154	l	l
13	D	015	CR (carriage return)	45	2D	055	-	-	77	4D	115	M	M	109	6D	155	m	m
14	E	016	SO (shift out)	46	2E	056	.	.	78	4E	116	N	N	110	6E	156	n	n
15	F	017	SI (shift in)	47	2F	057	/	/	79	4F	117	O	O	111	6F	157	o	o
16	10	020	DLE (data link escape)	48	30	060	0	0	80	50	120	P	P	112	70	160	p	p
17	11	021	DC1 (device control 1)	49	31	061	1	1	81	51	121	Q	Q	113	71	161	q	q
18	12	022	DC2 (device control 2)	50	32	062	2	2	82	52	122	R	R	114	72	162	r	r
19	13	023	DC3 (device control 3)	51	33	063	3	3	83	53	123	S	S	115	73	163	s	s
20	14	024	DC4 (device control 4)	52	34	064	4	4	84	54	124	T	T	116	74	164	t	t
21	15	025	NAK (negative acknowledge)	53	35	065	5	5	85	55	125	U	U	117	75	165	u	u
22	16	026	SYN (synchronous idle)	54	36	066	6	6	86	56	126	V	V	118	76	166	v	v
23	17	027	ETB (end of trans. block)	55	37	067	7	7	87	57	127	W	W	119	77	167	w	w
24	18	030	CAN (cancel)	56	38	070	8	8	88	58	130	X	X	120	78	170	x	x
25	19	031	EM (end of medium)	57	39	071	9	9	89	59	131	Y	Y	121	79	171	y	y
26	1A	032	SUB (substitute)	58	3A	072	:	:	90	5A	132	Z	Z	122	7A	172	z	z
27	1B	033	ESC (escape)	59	3B	073	;	:	91	5B	133	[[123	7B	173	{	{
28	1C	034	FS (file separator)	60	3C	074	<	<	92	5C	134	\	\	124	7C	174	|	
29	1D	035	GS (group separator)	61	3D	075	=	=	93	5D	135]]	125	7D	175	}	}
30	1E	036	RS (record separator)	62	3E	076	>	>	94	5E	136	^	^	126	7E	176	~	~
31	1F	037	US (unit separator)	63	3F	077	?	?	95	5F	137	_	_	127	7F	177		DEL



PDF Bookmark

Limitations

-  No Limit on the number of PDF files you process from a list
-  Unable to process password protected PDF files
-  Unable to process encrypted PDF files
-  As far as we know it's a 2 gig PDF file size limitation of Acrobat & 32 bit Windows
-  Can process all PDF file versions except PDF's with some types of Unicode bookmark name encoding (very rare, less than 0.1%)
-  Some very little used bookmark data is not supported, e.g. On Action - play music files with imbedded wav - see XML Format for list of what is supported
-  You cannot add named destinations, only extract them (it will convert them to actual page to jump to)

PDF Bookmark

What's New In This Version ?

v1.11 28/10/2011

1.11 28/10/2011

1. fix for named destination in another pdf.
2. fix for -update option

1.10 09/09/2011

1. fix for open and close bracket () in xml file
use &cb; for close bracket) or &ob; for open bracket (

1.09 19/10/2010

1. fix for certain types of pdf's
2. fix for -update feature

1.08 24/05/2010

1. fixed a Resources are not found error

1.07 29/06/2009

1. fixed a compatibility pdf issue

1.06 04/06/2009

1. fixed a compatibility pdf issue

1.05 30/04/2009

1. fixed a damaged file issue, to do with compressed objects in the pdf

1.04 10/03/2009

1. fixed a problem with URI links

1.03 11/10/2008

1. fix for %0d on end of title in output bookmarks file.

2. fix for special characters like & < >




1.02 19/05/2007

1. fix for ff fe in bookmark name

1.00 first release.

PDF Bookmark

Install Guide for Windows

-  Extract the winpdfbookmark.zip to your hard drive using winzip, winrar or equivalent zip software
-  Open the folder winpdfbookmark and navigate to Examples folder
-  Run the test test.bat to test it's working

see getting started for more information on parameters.

email: support@traction-software.co.uk

web site: <http://www.traction-software.co.uk>

PDF Bookmark

Install Guide for Linux

- ✚ Extract the linuxpdfbookmark.tar to your hard drive using tar, e.g. `tar -xf linuxpdfbookmark.tar`
- ✚ Open the folder linuxpdfbookmark and navigate to examples folder, e.g. `cd linuxpdfbookmark/examples`
- ✚ Type `./test.bat` to test it's working ok

see getting started for more information on parameters.

email: support@traction-software.co.uk

web site: <http://www.traction-software.co.uk>

PDF Bookmark

Install Guide for Unix AIX

- ✚ Extract the aixpdfbookmark.tar to your hard drive using tar, e.g. `tar -xf aixpdfbookmark.tar`
- ✚ Open the folder pdfbookmark and navigate to examples folder, e.g. `cd pdfbookmark/examples`
- ✚ Type `./test.bat` to test it's working ok

NOTE: AIX version has been tested on Aix 4.3

see getting started for more information on parameters.

email: support@traction-software.co.uk

web site: <http://www.traction-software.co.uk>

PDF Bookmark

Install Guide for Macintosh OSX

- ✚ Extract the macpdfbookmark.sit to your hard drive using stuffit expander
- ✚ Open the folder macpdfbookmark and navigate to the examples folder
- ✚ Click on test.bat to test it's working ok
- ✚ go into Go Menu-->Utilities, Terminal, on the command line type: cd yourfolder where you put it e.g. /macpdfbookmark/examples, then type ./test.bat

see getting started for more information on parameters.

email: support@traction-software.co.uk

web site: <http://www.traction-software.co.uk>

PDF Bookmark

Install Guide for SUN Sparc Solaris

- ✚ Extract the sparcpdfbookmark.tar to your hard drive using tar, e.g. `tar -xf sparcpdfbookmark.tar`
- ✚ Open the folder pdfbookmark and navigate to examples folder, e.g. `cd pdfbookmark/examples`
- ✚ Type `./test.bat` to test it's working ok

NOTE: SPARC version has been tested on SUN Solaris Sparc 10

see getting started for more information on parameters.

email: support@traction-software.co.uk

web site: <http://www.traction-software.co.uk>

PDF Bookmark

Install Guide for HP-UX

- ✚ Extract the hpuxpdfbookmark.tar to your hard drive using tar, e.g. tar -xf hpuxpdfbookmark.tar
- ✚ Open the folder pdfbookmark and navigate to examples folder, e.g. cd pdfbookmark/examples
- ✚ Type ./test.bat to test it's working ok

NOTE: HP-UX version has been tested on Hp-ux 11

see getting started for more information on parameters.

email: support@traction-software.co.uk

web site: <http://www.traction-software.co.uk>

PDF Bookmark

Getting Started for Windows

In DOS goto the installation folder and type command: PdfBookmark

PDF Bookmark v1.00 -= Written by Traction Software (c) -=
Website: <http://www.traction-software.co.uk/servertools/pdfbookmark/>
Email: support@traction-software.co.uk

*** License ID: 123456 ***

Parameters:

- i<filename> input PDF file filename
- o<filename> output PDF file filename
- f<pdf output folder> destination folder, the source file title is used for output pdf file title
- x<xml input filename> input bookmark file
- e<bookmark xml output filename> output bookmark file
- update updates bookmark in pdf file from -x bookmark filename

Example usage:-

PdfBookmark -i<pdf input filename> -e<bookmark xml output filename> for adding (remove all existing first):

PdfBookmark -i<pdf input filename> -o<pdf output filename> -x<xml input filename> for updating:

PdfBookmark -i<pdf input filename> -o<pdf output filename> -x<xml input filename> -update

see examples folder for all parameters usage in test.bat

NOTE: first 2 parameters have to be -i -o or -i -f

If your filename has spaces in it then use double quotes around the filename, e.g. "c:\my test\test file.pdf"

Wildcards * are not permitted, if you want to process many files

then do: `dir /B *.pdf > list.txt`, then `PdfBookmark -ilist.txt -fc:\test`

License file not found.

email: support@traction-software.co.uk

web site: <http://www.traction-software.co.uk>

PDF Bookmark

Getting Started for Linux

In your terminal shell session cd to the installation folder and type command: `./pdfbookmark`

PDF Bookmark v1.00 == Written by Traction Software (c) ==
Website: <http://www.traction-software.co.uk/servertools/pdfbookmark/>
Email: support@traction-software.co.uk

*** License ID: 123456 ***

Parameters:

- i<filename> input PDF file filename
- o<filename> output PDF file filename
- f<pdf output folder> destination folder, the source file title is used for output pdf file title
- x<xml input filename> input bookmark file
- e<bookmark xml output filename> output bookmark file
- update updates bookmark in pdf file from -x bookmark filename

Example usage:-

`PdfBookmark -i<pdf input filename> -e<bookmark xml output filename>` for adding (remove all existing first):

`PdfBookmark -i<pdf input filename> -o<pdf output filename> -x<xml input filename>` for updating:

`PdfBookmark -i<pdf input filename> -o<pdf output filename> -x<xml input filename> -update`

see examples folder for all parameters usage in test.bat

NOTE: first 2 parameters have to be -i -o or -i -f

If your filename has spaces in it then use double quotes around the filename, e.g. `"/home/pdf/files/test file.pdf"`

Wildcards * are not permitted, if you want to process many files then do: ls -1 *.pdf > list.txt, then ./PdfBookmark -ilist.txt -ftest

License file not found.

email: support@traction-software.co.uk

web site: <http://www.traction-software.co.uk>

PDF Bookmark

Getting Started for Unix Aix

In your terminal shell session cd to the installation folder and type command: `./pdfbookmark`

PDF Bookmark v1.00 == Written by Traction Software (c) ==
Website: <http://www.traction-software.co.uk/servertools/pdfbookmark/>
Email: support@traction-software.co.uk

*** License ID: 123456 ***

Parameters:

- i<filename> input PDF file filename
- o<filename> output PDF file filename
- f<pdf output folder> destination folder, the source file title is used for output pdf file title
- x<xml input filename> input bookmark file
- e<bookmark xml output filename> output bookmark file
- update updates bookmark in pdf file from -x bookmark filename

Example usage:-

`PdfBookmark -i<pdf input filename> -e<bookmark xml output filename>` for adding (remove all existing first):

`PdfBookmark -i<pdf input filename> -o<pdf output filename> -x<xml input filename>` for updating:

`PdfBookmark -i<pdf input filename> -o<pdf output filename> -x<xml input filename> -update`

see examples folder for all parameters usage in test.bat

NOTE: first 2 parameters have to be -i -o or -i -f

If your filename has spaces in it then use double quotes around the

filename, e.g. "/home/pdf/files/test file.pdf"

Wildcards * are not permitted, if you want to process many files then do: ls -1 *.pdf > list.txt, then ./PdfBookmark -list.txt -ftest

License file not found.

email: support@traction-software.co.uk

web site: <http://www.traction-software.co.uk>

PDF Bookmark

Getting Started for Macintosh OSX

In your terminal shell session cd to the installation folder and type command: `./pdfbookmark`

PDF Bookmark v1.00 == Written by Traction Software (c) ==
Website: <http://www.traction-software.co.uk/servertools/pdfbookmark/>
Email: support@traction-software.co.uk

*** License ID: 123456 ***

Parameters:

- i<filename> input PDF file filename
- o<filename> output PDF file filename
- f<pdf output folder> destination folder, the source file title is used for output pdf file title
- x<xml input filename> input bookmark file
- e<bookmark xml output filename> output bookmark file
- update updates bookmark in pdf file from -x bookmark filename

Example usage:-

`PdfBookmark -i<pdf input filename> -e<bookmark xml output filename>` for adding (remove all existing first):

`PdfBookmark -i<pdf input filename> -o<pdf output filename> -x<xml input filename>` for updating:

`PdfBookmark -i<pdf input filename> -o<pdf output filename> -x<xml input filename> -update`

see examples folder for all parameters usage in test.bat

NOTE: first 2 parameters have to be -i -o or -i -f

If your filename has spaces in it then use double quotes around the

filename, e.g. "/home/pdffiles/test file.pdf"

Wildcards * are not permitted, if you want to process many files then do: ls -1 *.pdf > list.txt, then ./PdfBookmark -list.txt -ftest

License file not found.

email: support@traction-software.co.uk

web site: <http://www.traction-software.co.uk>

PDF Bookmark

Getting Started for SUN Sparc Solaris

In your terminal shell session cd to the installation folder and type command: `./pdfbookmark`

PDF Bookmark v1.00 == Written by Traction Software (c) ==
Website: <http://www.traction-software.co.uk/servertools/pdfbookmark/>
Email: support@traction-software.co.uk

*** License ID: 123456 ***

Parameters:

- i<filename> input PDF file filename
- o<filename> output PDF file filename
- f<pdf output folder> destination folder, the source file title is used for output pdf file title
- x<xml input filename> input bookmark file
- e<bookmark xml output filename> output bookmark file
- update updates bookmark in pdf file from -x bookmark filename

Example usage:-

`PdfBookmark -i<pdf input filename> -e<bookmark xml output filename>` for adding (remove all existing first):

`PdfBookmark -i<pdf input filename> -o<pdf output filename> -x<xml input filename>` for updating:

`PdfBookmark -i<pdf input filename> -o<pdf output filename> -x<xml input filename> -update`

see examples folder for all parameters usage in test.bat

NOTE: first 2 parameters have to be -i -o or -i -f

If your filename has spaces in it then use double quotes around the

filename, e.g. "/home/pdffiles/test file.pdf"

Wildcards * are not permitted, if you want to process many files then do: ls -l *.pdf > list.txt, then ./PdfBookmark -list.txt -ftest

License file not found.

email: support@traction-software.co.uk

web site: <http://www.traction-software.co.uk>

PDF Bookmark

Getting Started for HP-UX

In your terminal shell session cd to the installation folder and type command: `./pdfbookmark`

PDF Bookmark v1.00 == Written by Traction Software (c) ==
Website: <http://www.traction-software.co.uk/servertools/pdfbookmark/>
Email: support@traction-software.co.uk

*** License ID: 123456 ***

Parameters:

- i<filename> input PDF file filename
- o<filename> output PDF file filename
- f<pdf output folder> destination folder, the source file title is used for output pdf file title
- x<xml input filename> input bookmark file
- e<bookmark xml output filename> output bookmark file
- update updates bookmark in pdf file from -x bookmark filename

Example usage:-

`PdfBookmark -i<pdf input filename> -e<bookmark xml output filename>` for adding (remove all existing first):

`PdfBookmark -i<pdf input filename> -o<pdf output filename> -x<xml input filename>` for updating:

`PdfBookmark -i<pdf input filename> -o<pdf output filename> -x<xml input filename> -update`

see examples folder for all parameters usage in test.bat

NOTE: first 2 parameters have to be -i -o or -i -f

If your filename has spaces in it then use double quotes around the

filename, e.g. "/home/pdffiles/test file.pdf"

Wildcards * are not permitted, if you want to process many files then do: ls -1 *.pdf > list.txt, then ./PdfBookmark -list.txt -ftest

License file not found.

email: support@traction-software.co.uk

web site: <http://www.traction-software.co.uk>

PDF Bookmark

Contact Information

Traction Software can be contacted below: -

Email: support@traction-software.co.uk

Web Site: <http://www.traction-software.co.uk>

PDF Bookmark

License Information

THIS SOFTWARE IS SHAREWARE

Written By Traction Software (copyright), Email: support@traction-software.co.uk

"PDF Bookmark IS SUPPLIED AS IS. THE AUTHOR DISCLAIMS ALL WARRANTIES OF ANY KIND, EITHER EXPRESS OR IMPLIED, INCLUDING BUT NOT LIMITED TO THE IMPLIED WARRANTIES OF MERCHANTABILITY AND FITNESS FOR A PARTICULAR PURPOSE. IN NO EVENT SHALL THE AUTHOR BE LIABLE FOR ANY DAMAGES WHATSOEVER INCLUDING DIRECT, INDIRECT, INCIDENTAL, CONSEQUENTIAL, LOSS OF BUSINESS PROFITS OR SPECIAL DAMAGES, WHICH MAY RESULT FROM THE USE OF PDF Bookmark EVEN IF THE AUTHOR HAS BEEN ADVISED OF THE POSSIBILITY OF SUCH DAMAGES."

You are hereby licensed to: use the Shareware Version of the software indefinitely; give exact copies of the original Shareware version to anyone; and distribute the Shareware version of the software and documentation in its unmodified form via electronic means. There is no charge for any of the above unless you purchase the software for the amount stated in the purchase html which will allow you to use this software fully.

1 license is required per installation & platform.

You are not allowed to distribute this software by itself or with other software without permission from Traction Software Ltd

You are granted a limited license to use PDF Bookmark, to copy and distribute it as per the guidelines stated.